


## Nursery timetable 15<sup>th</sup>-19<sup>th</sup> June 2020

Hello children! Myself, Mrs Clark and Miss Stubbs miss you all very much. We hope you are staying safe, washing your hands lots and having fun at home! Here is a plan with lots of fun activities for you do so with your adult, have fun and hopefully we will see you very soon! Love Miss. Forbes 🌈

	9:00- 9:30	9:30- 9:45	9:45- 10:15	10:15- 10:30	10:30- 11:00	11:00-11:30	11:30- 12:00	12:00- 1:00	1:00-2:00	EVENING / BEDTIME
	GROSS MOTOR (Big movement)	BREAK/ NURSERY RHYME	LITERACY	SNACK/ NURSERY RHYME	NAME/ NUMBER WRITING	MATHS	FINE MOTOR (Finger strength to help writing)	LUNCH	OUTDOOR PLAY/ WALK	STORY
MON	<p><b>Kids and adult workout</b></p> <p>Click the link below and join in with your child!</p> <p><a href="https://www.youtube.com/watch?v=L_A_HjHZxf">https://www.youtube.com/watch?v=L_A_HjHZxf</a></p>	<p><b>Suggested nursery rhyme:</b></p> <p>one potato, two potato, three potato, four...</p>	<p><b>Elmer</b></p> <p><a href="https://www.youtube.com/watch?v=wdyo4ykh2WA">https://www.youtube.com/watch?v=wdyo4ykh2WA</a></p> <p>Using an empty milk container and coloured tissue paper, make an Elmer!</p> 	<p><b>Suggested nursery rhyme:</b> 3 blind mice</p>	<p>Using the name card given to you in your child's learning packs, practise writing their name with them using <b>pen and paper</b>.</p> <p>Remembering to use a capital letter at the beginning and lower case for the remaining of their name.</p>	<p><b>Shapes and patterns</b></p> <p>Click the link and play the game with your child!</p> <p><a href="https://www.oxfordowl.co.uk/api/interactives/24441.html">https://www.oxfordowl.co.uk/api/interactives/24441.html</a></p>	<p><b>Make play dough!</b></p> <p>Make play dough with your child using the simple recipe below. Keep it air tight to use for the rest of the week!</p>		<p><b>Flower pressing</b></p> <p>Take out the flower petals you pressed last week, use them to make something such as a flower collage, bookmark or place them in a frame and hang up.</p> 	<p>Choose from your own collection of story books or search YouTube for some.</p>


## Nursery timetable 15<sup>th</sup>-19<sup>th</sup> June 2020

Hello children! Myself, Mrs Clark and Miss Stubbs miss you all very much. We hope you are staying safe, washing your hands lots and having fun at home! Here is a plan with lots of fun activities for you do so with your adult, have fun and hopefully we will see you very soon! Love Miss. Forbes 🌈

<p><b>TUE</b></p>	<p><b>PE Kit Practice</b> Get your child's PE kit and get them to practice taking their clothes off, placing them in a pile and putting their PE kit on. Explain they will be doing this when they move to Reception!</p>	<p><b>Suggested nursery rhyme:</b> pat-a-cake, pat-a-cake</p>	<p><b>Three billy goats gruff</b> <a href="https://www.youtube.com/watch?v=aiy3a1v9Q2E">https://www.youtube.com/watch?v=aiy3a1v9Q2E</a>  Using construction and creative materials such as Lego and blocks, card, pencils etc., make a bridge and some goat puppets to act out the story.</p>	<p><b>Suggested nursery rhyme:</b> there's a worm at the bottom of the garden</p>	<p><b>Number writing</b> Using the number rhymes for Ten Town, use shaving foam and a tray to write numbers with your fingers! The Ten Town log in information can be found on the sheet you received before the school closed.</p>	<p><b>Dough disco</b> Click the link below and use the dough to join in with the actions!  <a href="https://www.youtube.com/watch?v=DrBsNhwxyzgc">https://www.youtube.com/watch?v=DrBsNhwxyzgc</a></p>		<p><b>Noughts and crosses</b> Using sticks, stones and string, make a grid and teach your child to play noughts and crosses!</p> 	<p>Choose from your own collection of story books or search YouTube for some.</p>	
<p><b>WED</b></p>	<p><b>YOGA</b> Play this video for the children to follow or alternatively, use the sheet below this timetable.</p>	<p><b>Suggested nursery rhyme:</b> I'm a little tea cup</p>	<p><b>Jack and the beanstalk</b> <a href="https://www.youtube.com/watch?v=VCpAYajmvo">https://www.youtube.com/watch?v=VCpAYajmvo</a>  Plant some Plant a broad bean into a small pot and</p>	<p><b>Suggested nursery rhyme:</b> Jack and Jill</p>	<p>Using the name card given to you in your child's learning packs, practise writing their name with them using <b>pen and paper</b>.  Remembering to use a capital letter at the</p>	<p><b>Tree ordering</b> Click on the link below and play the game with your child!  <a href="https://www.oxfordowl.co.uk/activities/interactives/24487.html">https://www.oxfordowl.co.uk/activities/interactives/24487.html</a></p>	<p><b>Dough disco</b> Click the link below and use the dough to join in with the actions!  <a href="https://www.youtube.com/watch?v=o9D5lfaZF3o">https://www.youtube.com/watch?v=o9D5lfaZF3o</a></p>		<p><b>Natural portraits</b> Collect a variety of natural resources and make a person with your child.</p>	<p>Choose from your own collection of story books or search YouTube for some.</p>



## Nursery timetable 15<sup>th</sup>-19<sup>th</sup> June 2020

Hello children! Myself, Mrs Clark and Miss Stubbs miss you all very much. We hope you are staying safe, washing your hands lots and having fun at home! Here is a plan with lots of fun activities for you do so with your adult, have fun and hopefully we will see you very soon! Love Miss. Forbes 🌈

	<a href="https://www.youtube.com/watch?v=fnO-IGEMOXk">https://www.youtube.com/watch?v=fnO-IGEMOXk</a>		water, watch it grow over the next few weeks!		beginning and lower case for the remaining of their name. Encourage your child to hold their pencil correctly, don't worry if they change half way through, it's normal!				
<b>THUR</b>	<p><b>Magic beans</b></p> <p>Use the guide below to shout out different beans! Your child will then have to do the matching action!</p>	<p><b>Suggested nursery rhyme:</b></p> <p>There's a worm at the bottom of the garden</p>	<p><b>Little red riding hood</b></p> <p><a href="https://www.youtube.com/watch?v=LDMWJCrDVM">https://www.youtube.com/watch?v=LDMWJCrDVM</a></p> <p>Make a paper plate wolf using tissue paper, paper plate, scissors, glue.</p>	<p><b>Suggested nursery rhyme:</b></p> <p>Miss Polly had a dolly</p>	<p><b>Number writing</b></p> <p>Draw different spots onto different pieces of paper. Ask your child to count how many spots are on each piece and then draw the number on the paper to match it!</p>	<p><b>Dough disco</b></p> <p>Click the link below and use the dough to join in with the actions!</p> <p><a href="https://www.youtube.com/watch?v=aAo2h36DVfA">https://www.youtube.com/watch?v=aAo2h36DVfA</a></p>		<p><b>Binoculars</b></p> <p>Using card tubes or rolled up paper from home, make binoculars with your child and decorate. Use them on your daily walk to see what your child can find!</p>	<p>Choose from your own collection of story books or search YouTube for some.</p>



## Nursery timetable 15<sup>th</sup>-19<sup>th</sup> June 2020

Hello children! Myself, Mrs Clark and Miss Stubbs miss you all very much. We hope you are staying safe, washing your hands lots and having fun at home! Here is a plan with lots of fun activities for you do so with your adult, have fun and hopefully we will see you very soon! Love Miss. Forbes 🌈

			 <p><b>WOLF PAPER PLATE Craft</b></p>					
<b>FRI</b>	<p><b>Yoga</b> Play this video for the children to follow or alternatively , use the sheet below this timetable.</p> <p><a href="https://www.youtube.com/watch?v=ϵrnlDBKD2S78">https://www.youtube.com/watch?v=ϵrnlDBKD2S78</a></p>	<p><b>Suggested nursery rhyme:</b> Little Miss Muffet</p>	<p><b>The gingerbread man</b></p> <p><a href="https://www.youtube.com/watch?v=pckuS--UIV4">https://www.youtube.com/watch?v=pckuS--UIV4</a></p> <p>Draw around your child onto old wallpaper/ cardboard and decorate a huge gingerbread man.</p>	<p><b>Suggested nursery rhyme:</b> A, B, C, D, E, F, G...</p>	<p><b>Ten Town</b> Using the log in you were given for <a href="http://www.tentown.co.uk">www.tentown.co.uk</a>, find the letter formation games for numbers 1 to 5.</p>	<p><b>Fathers Day Card</b></p> <p>Make a card for someone special such as dad, grandad, brother or for anyone your child wants to make a card for! Give the card to your child's special person on Sunday.</p>	<p><b>Wind catcher</b></p> <p>Collect a variety of outdoor resources such as line cones, twigs, sticks and stones. Make a wind catcher and hang outside.</p>	<p>Choose from your own collection of story books or search YouTube for some.</p>

## Nursery timetable 15<sup>th</sup>-19<sup>th</sup> June 2020

Hello children! Myself, Mrs Clark and Miss Stubbs miss you all very much. We hope you are staying safe, washing your hands lots and having fun at home! Here is a plan with lots of fun activities for you do so with your adult, have fun and hopefully we will see you very soon! Love Miss. Forbes 🌈

									
--	--	--	---	--	--	--	--	---	--

## Nursery timetable 15<sup>th</sup>-19<sup>th</sup> June 2020

Hello children! Myself, Mrs Clark and Miss Stubbs miss you all very much. We hope you are staying safe, washing your hands lots and having fun at home! Here is a plan with lots of fun activities for you do so with your adult, have fun and hopefully we will see you very soon! Love Miss. Forbes 🌈

**My little YOGA**

# The poses

**Mountain pose** **Butterfly pose** **Stretching** **Warrior pose**

**Triangle pose** **Tree pose** **Tortoise pose**

**Camel pose** **Archer pose** **Monkey pose** **Relaxation**

**Broad beans**  
Stand with legs apart and arms out to the side.

**Stick beans**  
Stand tall with arms at sides.

**Baked beans**  
Sit down with feet off the ground.

**Runner beans**  
Run around.

**Jumping beans**  
Jump.

**Frozen beans**  
Freeze (stay still)

**Chilli beans**  
Shiver.

**Jelly beans**  
Wobble.

**Magic beans**  
Run around (avoid getting caught)

## Nursery timetable 15<sup>th</sup>-19<sup>th</sup> June 2020

Hello children! Myself, Mrs Clark and Miss Stubbs miss you all very much. We hope you are staying safe, washing your hands lots and having fun at home! Here is a plan with lots of fun activities for you do so with your adult, have fun and hopefully we will see you very soon! Love Miss. Forbes 🌈

# MRS MACTIVITY'S NO BAKE PLAYDOUGH RECIPE

## INGREDIENTS

- 2 cups of flour
- 4 tablespoons of cream of tartar
- 2 tablespoons of vegetable oil
- 1 cup of salt
- 2 cups of boiling water

**FOR THE EXTRAS:**

- Food colouring
- Scents (herbs, oils, juices)

## HOW TO MAKE

- 1 Mix the flour, cream of tartar and salt together in a bowl.
- 2 Add the hot water and oil and keep stirring until you get a nice ball of dough.
- 3 It will still be a little hot, so leave to cool.
- 4 Once it has cooled, use a hard surface and knead your dough repeatedly until it is smooth. This will help to get rid of the stickiness.
- 5 Store in a airtight container until you need it!


## EXTRAS!


**Colour**  
To colour your playdough, add a few drops of food colouring to hot water before adding to your dough.

**Scented dough**  
You can add a variety of scents, herbs and other things like lavender to your playdough to give it a nice smell.

**Texture**  
Try adding things like sand, seeds, glitter or petals to your playdough to add texture.

**Shine**  
Want your playdough to shine? Add a few drops of glycerin.



Make Learning Fun With  [www.mrsactivity.co.uk](http://www.mrsactivity.co.uk)